

Name: \_\_\_\_\_

Date: \_\_\_\_\_



Emergent Reader 15: *Ted Can Do Tricks*  
Day 1 Homework Sheet

# Ee

The letter *e* is a vowel. It can stand for the short /e/ sound, which is the first sound in the word *eggs* and the middle sound in the word *red*. Draw a picture of eggs or something that is red.

A large, empty rectangular box with a thin black border, intended for the student to draw a picture of eggs or something that is red.

### Write the Letters

Write each of the letters as neatly as you can, as many times as you can, to fill up the line.

A handwriting practice line consisting of a solid top line, a dashed middle line, and a solid bottom line. On the left side, a dotted uppercase letter 'E' is shown for tracing. The rest of the line is blank for independent practice.A handwriting practice line consisting of a solid top line, a dashed middle line, and a solid bottom line. On the left side, a dotted lowercase letter 'e' is shown for tracing. The rest of the line is blank for independent practice.

### Read and Draw

Read the poem and draw a picture to go with it. Then read the poem to someone and describe your illustration.


## By Himself

Little dog likes to stand by himself.

Little dog likes to dig by himself.

Little dog likes to spin by himself.

Little dog likes to sit by you.



### Mixed-Up Sentence

Unscramble the words and write the sentence. If you need help unscrambling, you can cut out the words and move them around.

---

---

---

is Ted at tricks. good



Emergent Reader 15: Ted Can Do Tricks  
Day 2 Homework Sheet

## Draw and Write

In your opinion, what is the best trick Ted can do in the book *Ted Can Do Tricks*? Draw a picture of Ted doing this trick and write what Ted can do under your picture. Read your writing to someone and tell how your picture matches your writing.

Ted can

---

---

---

---

---

---

---

---

## Spell the Words

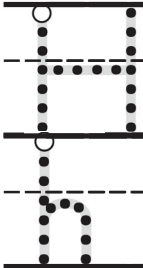
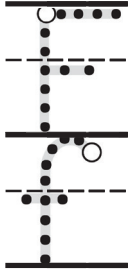
Spell the words in the sound boxes.

s	e	ll	sell
			t
			toss



## Write the Letters

Write each of the letters as neatly as you can, as many times as you can, to fill up the line.



## Read and Write the Words

by	do	good	look
good	look	by	do
do	by	look	good
look	good	do	by

\_\_\_\_\_

-----

\_\_\_\_\_

\_\_\_\_\_

-----

\_\_\_\_\_

\_\_\_\_\_

-----

\_\_\_\_\_

\_\_\_\_\_

-----

\_\_\_\_\_

Parent Signature \_\_\_\_\_



Emergent Reader 15: Ted Can Do Tricks  
Day 4 Homework Sheet