

Name: _____

Date: _____



Emergent Reader 5: *Can You See 3?*
Day 1 Homework Sheet

Tt

We have been learning about the letter *t*. The letter *t* stands for the /t/ sound, which is the first sound in the word *top* and the last sound in the word *cat*. Draw a picture of a top or a cat.

A large, empty rectangular box with a thin black border, intended for the student to draw a picture of a top or a cat.


Write the Letters

Write each of the letters as neatly as you can, as many times as you can, to fill up the line.

Two sets of handwriting practice lines. Each set consists of a solid top line, a dashed middle line, and a solid bottom line. The first set shows a dotted uppercase letter 'T' starting at the top line and ending at the bottom line. The second set shows a dotted lowercase letter 't' starting at the middle dashed line and ending at the bottom line.

Draw and Tell

Draw a picture of the detective character in the pet shop setting from the book *Can You See 3?* Tell someone about what the detective did in the story.



Read the Words

Read these words to someone.

a on see likes tan cats mats



Emergent Reader 5: *Can You See 3?*
Day 2 Homework Sheet

Read and Draw

Read the sentences and draw a picture for each sentence. Then tell someone about the illustrations you drew.

I can see a cat.

I can see 3 cats.

Vocabulary

Can you show someone something that is tan?

Can you tell someone what a tack is?

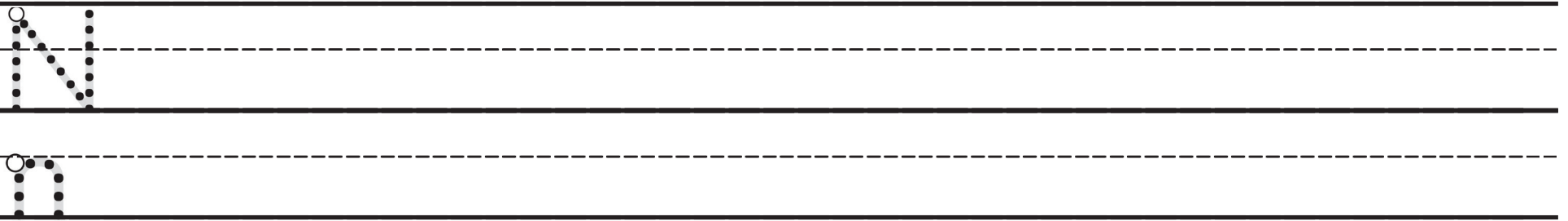
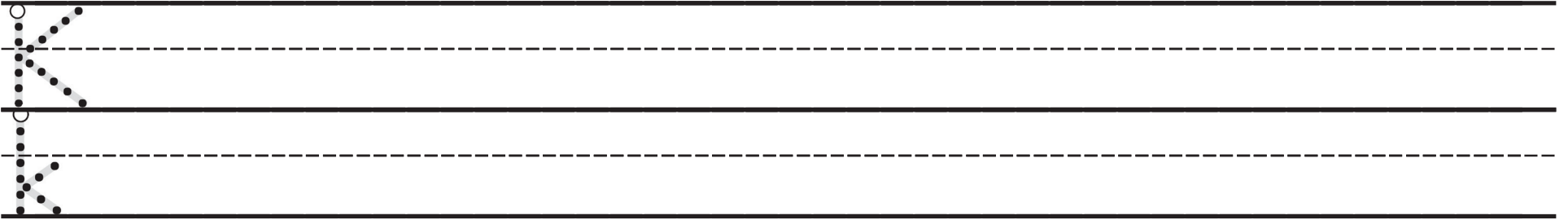
What is a sack? Can you show someone a sack?



Emergent Reader 5: *Can You See 3?*
Day 3 Homework Sheet

Write the Letters

Write each of the letters as neatly as you can, as many times as you can, to fill up the line.



Read the Sentences

Read these sentences to someone. Show them the question mark and exclamation point. Practice reading the sentences with expression based on the punctuation marks.

Can you see 3 tan sacks?
I sat on a tack!

Parent Signature _____



Emergent Reader 5: Can You See 3?
Day 4 Homework Sheet