

Name: _____

Date: _____



Emergent Reader 8: *We Can't Stop!*
Day 1 Homework Sheet

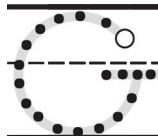
Gg

We have been learning about the letter *g*. The letter *g* stands for the /g/ sound, which is the first sound in the word *gift* and the last sound in the word *pig*. Draw a picture of a gift or a pig.

A large, empty rectangular box with a thin black border, intended for the student to draw a picture of a gift or a pig.

Write the Letters

Write each of the letters as neatly as you can, as many times as you can, to fill up the line.



Draw and Write

Draw a picture of Mag and Pat in the setting from the book *We Can't Stop!* If you choose, you can make a speech bubble in your illustration. When you are done, trace Mag and Pat's names under the picture. Tell someone about what Mag and Pat did in the story.

Mag and Pat

Read the Words

Read these words to someone.

go the Mag got stop gas



Emergent Reader 8: *We Can't Stop!*
Day 2 Homework Sheet

Read and Draw

Read the sentence and draw a picture for the sentence. Then tell someone about the illustration you drew. How does the illustration match what the sentences says?


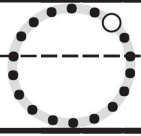
Pat can see a map to the top.



Emergent Reader 8: *We Can't Stop!*
Day 3 Homework Sheet

Write the Letters

Write each of the letters as neatly as you can, as many times as you can, to fill up the line.



Read the Sentences

Read these sentences to someone. Remember to read with expression based on the punctuation marks at the end of the sentences.

Can you stop?

We can't stop!

Go to the top.

Mag can stop at the top!

Parent Signature _____



Emergent Reader 8: *We Can't Stop!*
Day 4 Homework Sheet