

Name: _____

Date: _____

Day 1

Spell the Words

Spell the words in the sound boxes. There will not always be a sound to fill in every box in the grid.

quite _____

fly _____

stripe _____






dry _____

spike _____

Choose a Syllable Division Strategy

For each word listed below, choose the proper syllable division strategy. Then record the word in the chart and mark how to divide it.

Words: larva, cycle, other, layer, survive, people, within, fuzzy, about, travel

				
VC CV r a b b i t	V CV t i g e r	VC V c a m e l	V V l i o n	C + le t u r t l e

Vowel Pattern Sort

Use the chart on page 9 to sort words by vowel patterns.

Words: cycle, butterfly, quite, does, hatch, metamorphosis, form, grows, stage

Did you fill in the chart on page 9? yes no



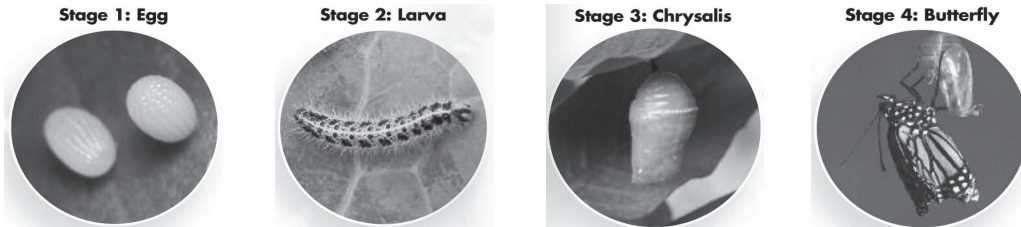
Reading Series Three:
Butterfly Life Cycle
Homework Page 1 of 9

Day 1, continued

Read and Respond

First, read the text out loud with proper phrasing. Then answer each question in a complete sentence. Underline the evidence for your answers in the text.

During its life, a butterfly changes form, or shape, as it grows. People who know about insects use the word *metamorphosis* when they talk about this change of form. The metamorphosis of a butterfly has four stages, or steps.



1. What is another word for a butterfly's change of form? _____

Stage 1: Egg

Like other insects, a butterfly lays eggs. The little butterfly eggs stick to the underside of leaves. A butterfly can lay more than one hundred eggs at a time! Most of these eggs do not survive. Other insects and birds eat many of them.

Stage 2: Larva

Within three days to two weeks, a *larva* will hatch out of each butterfly egg. A butterfly larva is called a caterpillar... The little caterpillar eats the leaves of the plant it hatched on... The caterpillar sheds its old skin five or six times as it grows bigger and bigger.

2. Why do you think butterflies lay so many eggs? _____

3. What are three things you learned about butterfly larva? _____

4. Did you underline the evidence in the text? yes no



Reading Series Three:
Butterfly Life Cycle
Homework Page 2 of 9

Day 2

Spell the Words

Spell the words in the sound boxes. There will not always be a sound to fill in every box in the grid.

spine

while

why






sky

mile

Choose a Syllable Division Strategy

For each word listed below, choose the proper syllable division strategy. Then record the word in the chart and mark how to divide it.

Words: little, supply, adult, outer, upside, over, repeat, winter, distance, order

				
VC CV r a b b i t	V CV t i g e r	VC V c a m e l	V V l i o n	C + le t u r t l e

Vowel Pattern Sort

Use the chart on page 9 to sort words by vowel patterns.

Words: lay, survive, stripe, spike, spine, while, by, bite, layer, creep

Did you fill in the chart on page 9? yes no



Reading Series Three:
Butterfly Life Cycle
Homework Page 3 of 9

Day 2, continued

Read and Respond

First, read the text out loud with proper phrasing. Then answer each question in a complete sentence. Underline the evidence for your answers in the text.

Stage 3: Chrysalis

When it is time to change, the caterpillar hangs upside down in a safe spot out of sight. The caterpillar sheds its last layer of skin and grows a shell. This shell is called a *chrysalis*. Inside the chrysalis, the larva changes into an adult insect. If it is cold outside, this stage might last through the winter. If it is warm outside, this stage might only last a short time.

1. What happens after a caterpillar sheds its last layer of skin? _____

2. Where might you find a chrysalis? Why do you think this? _____

3. Would the chrysalis stage last longer in the summer or the winter? Why? _____

4. Did you underline the evidence in the text? yes no

Text Features



1. What does this text feature help you understand? _____



Reading Series Three:
Butterfly Life Cycle
Homework Page 4 of 9

Day 3

Connecting Spelling to Meaning

First, read each example from the book. Next, find the word to be examined in **bold** in the example. Then, write the base word in the “base word” column. After that, write the word sum in the word sum column. Next, circle the pronunciation of the ending. Finally, answer the questions.

Example from the book	Base word	Word sum	Pronunciation of ending
A butterfly starts its life as a caterpillar. Then it changes .			/s/ /z/ /iz/
			/s/ /z/ /iz/
The caterpillar sheds its old skin five or six times as it grows bigger...			/s/ /z/ /iz/
			/s/ /z/ /iz/
The butterfly sits for a while... Then it takes flight into the sky!			/s/ /z/ /iz/
			/s/ /z/ /iz/

Circle the correct answer that finishes the sentence:

- When the suffix –s is added to a verb, it means _____.
A. the action is being done by one person, animal, or thing and is happening now
B. there is more than one
- When the suffix –s is added to a verb, it means _____.
A. there is more than one
B. the action is being done by one person, animal, or thing and is happening now

Vowel Pattern Sort

Use the chart on page 9 to sort words by vowel patterns.

Words: dry, warmer, glossary, outer, pupa, repeat, newly, process, develop

Did you fill in the chart on page 9? yes no




Day 3, continued

Read and Record

First, read the text out loud with proper phrasing. Then, record the sequence of events in stage 4.

Stage 4: Butterfly

When it is time, the chrysalis cracks and a butterfly creeps from it. The butterfly sits for a while to let its wings dry. Then it takes flight into the sky! The butterfly is an insect that it on the move.



Read and Respond

First, read the text out loud with proper phrasing. Then, answer the question and underline the evidence in the text.

Why does a butterfly fly long distances?

It might need to go to a place where it is warmer in the winter. It might need to seek out a mate. It might need to fly to a safe place to lay its eggs.

The Full Cycle

When the butterfly gets to the right place, it will lay its eggs. Then stage one of the metamorphosis begins again.

1. What is one reason that a butterfly might fly long distances?

2. Did you underline the evidence in the text? yes no



Reading Series Three:
Butterfly Life Cycle
Homework Page 6 of 9

Day 4

Word-Reading Fluency

Read each row of words from left to right. Then read each column of words from top to bottom.

life	cry	mile	sky	spine
flying	quite	five	while	sly
dive	butterfly	time	like	upside
supply	bite	dry	stripe	fly
inside	try	slide	why	spike

Choose one word from the list and write a complete sentence using that word.

Determine the Author’s Purpose

Think about why the author might have written this informational text. Then, answer each question.

1. In my opinion, the author’s purpose for writing this informational text was

2. I think this because



Day 5

Think and Write

Describe the life cycle of a different insect or animal that you know about. Are the stages similar to a butterfly life cycle or different?

This image shows a full page of white paper with horizontal blue or grey ruling lines, typical of notebook paper. The lines are evenly spaced and run across the width of the page. In the bottom right corner, there is a circular logo. The logo has a dark border and contains a stylized leaf illustration in the center. The words "Flyleaf Publishing" are written along the top inner curve of the circle, and "Books to Remember" is written along the bottom inner curve. Below the logo, the text "Reading Series Three:" is printed, followed by "Butterfly Life Cycle" in a slightly larger font.



Reading Series Three:
Butterfly Life Cycle
Homework Page 8 of 9



Vowel Pattern Sort

Day 1 Words: cycle, butterfly, quite, does, hatch, metamorphosis, form, grows, stage

Day 2 Words: lay, survive, stripe, spike, spine, while, by, bite, layer, creep

Day 3 Words: dry, warmer, glossary, outer, pupa, repeat, newly, process, develop

Open Syllable V	Closed Syllable VC	Silent e Syllable VCe	Bossy-r Syllable Vr	Consonant-le Syllable C + le	Vowel Team Syllable VV	Irregular Pronunciations
					Digraph Vowel Team	