

Name: _____

Date: _____

Day 1

Spell the Words

Spell the words in the sound boxes. There will not always be a sound to fill in every box in the grid.

snail

snake

place






scale

way

Choose a Syllable Division Strategy

For each word listed below, choose the proper syllable division strategy. Then record the word in the chart and mark how to divide it.

Words: compare, planet, alike, layer, explain, title

				
VC CV r a b b i t	V CV t i g e r	VC V c a m e l	V V l i o n	C + le t u r t l e

Vowel Pattern Sort

Use the chart on page 9 to sort words by vowel patterns.

Words: make, diagram, chart, way, display, alike, example, snail, daisy

Did you fill in the chart on page 9? yes no



Reading Series Three:
Keeping Track of Snail Facts
Homework Page 1 of 9

Day 1, continued

Read and Respond

First, read the text out loud with proper phrasing. Then answer each question in a complete sentence. Underline the evidence for your answers in the text.

Let's think about the ways a snail and a daisy are the same and different. What is a trait that is the same for a snail and a daisy? A snail is a living thing. It is alive. A daisy is alive too. A snail and a daisy are alike because they are alive... In what way are these things different? A snail is an animal. A daisy is a plant.

1. What trait do a snail and a daisy share? _____


2. What trait does a snail have that a daisy does not have? _____

3. What trait does a daisy have that a snail does not have? _____

4. Did you underline the evidence in the text? yes no

Venn Diagram

Use your answers to the questions above to fill in the Venn diagram with a trait that a snail and a daisy share.



Reading Series Three:
Keeping Track of Snail Facts
Homework Page 2 of 9

Day 2

Spell the Words

Spell the words in the sound boxes. There will not always be a sound to fill in every box in the grid.

shape _____

pace _____






trait _____

page _____

Choose a Syllable Division Strategy

For each word listed below, choose the proper syllable division strategy. Then record the word in the chart and mark how to divide it.

Words: alive, display, slither, over, travel, skinny

				
VC CV r a b b i t	V CV t i g e r	VC V c a m e l	V V l i o n	C + le t u r t l e

Vowel Pattern Sort

Use the chart on page 9 to sort words by vowel patterns.

Words: trait, alive, illustrate, write, overlap, snake, place, planet, scale

Did you fill in the chart on page 9? yes no



Reading Series Three:
Keeping Track of Snail Facts
Homework Page 3 of 9

Day 2, continued

Read and Respond

First, read the text out loud with proper phrasing. Then answer each question in a complete sentence. Underline the evidence for your answers in the text.

Snakes and snails are alike because they do not have legs. They are alike because they can be seen in many wet and dry places on the planet... We can also name things that make snakes different from snails... snakes slither from side to side and can go fast. Snails slide on a layer of slime and travel at a slow pace.

- 1. What traits do snakes and snails share? _____
- 2. What traits does a snake have that a snail does not have? _____
- 3. What traits does a snail have that a snake does not have? _____
- 4. Did you underline the evidence in the text? yes no

List

Use your answers to the questions above to fill in the list.

Only Snakes	Snakes and Snails	Only Snails

Vocabulary Words

Use the text above to help you define the words.

- 1. What does **alike** mean? _____
- 2. What does **slither** mean? _____



Day 3

Connecting Spelling to Meaning

First, read each example from the book. Next, find the word to be examined in **bold** in the example. Then, write the base word in the “base word” column. After that, write the word sum in the word sum column. Next, circle the pronunciation of the ending. Finally, answer the questions.

Example from the book	Base word	Word sum	Pronunciation of ending
What can you do to keep track of new facts ?			/s/ /z/ /iz/
You can make diagrams, charts, and lists .			/s/ /z/ /iz/
They are alike because they can be seen in many wet and dry places ...			/s/ /z/ /iz/
We can also name things that make snakes different from snails .			/s/ /z/ /iz/
			/s/ /z/ /iz/
			/s/ /z/ /iz/
Look back at the pages of this book.			/s/ /z/ /iz/

Circle the correct answer that finishes the sentence:

- When the suffix **-es** is added to a noun, it means _____.
A. the action already happened
B. there is more than one
- When the suffix **-s** is added to a noun, it means _____.
A. there is more than one
B. the action already happened

Vowel Pattern Sort

Use the chart on page 9 to sort words by vowel patterns.

Words: shape, slither, side, slide, layer, slime, travel, pace, indicate, page

Did you fill in the chart on page 9? yes no



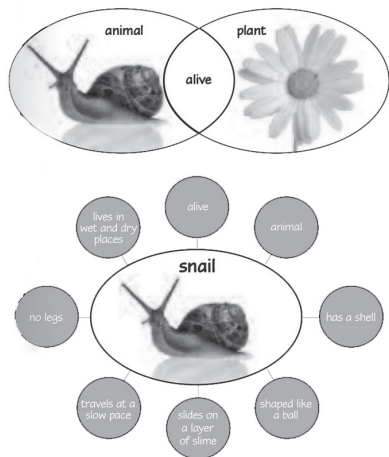
Day 3, continued

Read and Respond

First, read the text out loud with proper phrasing. Then, answer the question in a complete sentence. Underline the evidence in the text and illustration.


You can make diagrams to keep track of any set of facts you can think of. You can make diagrams and charts to display how things are the same and different. You can make lists too. You can keep track of facts.

Venn Diagram



Web Organizer

Chart

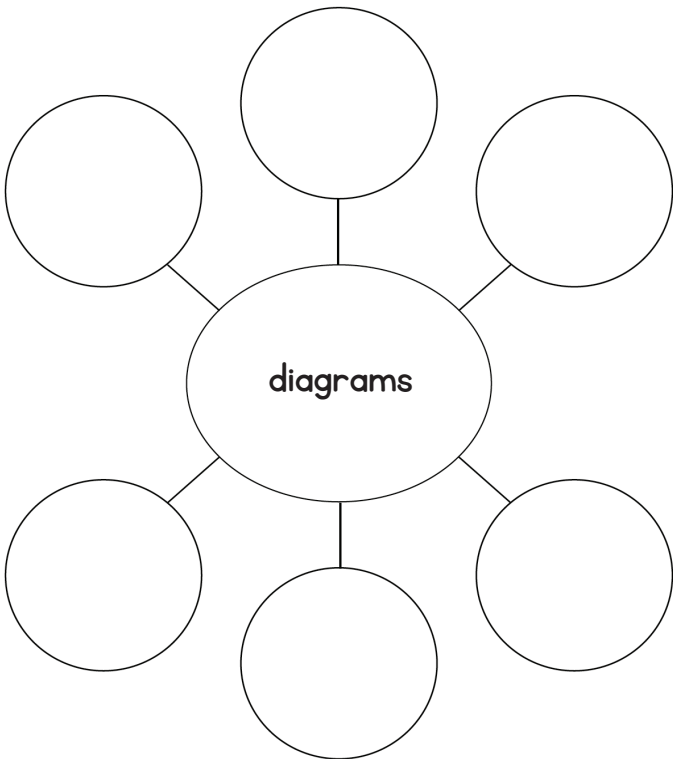


List

1. List the four types of diagrams you learned about in the text and illustrations.
2. Based on what you read in the text, what can diagrams help you do?

Web Organizer

Use the answer to the questions above to fill out the web organizer about the different kinds of diagrams you can use. There may not be information to write in each circle on the diagram.



Day 4

Word-Reading Fluency

Read each row of words from left to right. Then read each column of words from top to bottom.

trait	make	same	afraid	pace
layer	explain	snake	page	brain
spray	way	snail	place	say
sail	shape	away	daisy	name
scale	always	remain	gray	display

Choose one word from the list and write a complete sentence using that word.

Determine the Author’s Purpose

Think about why the author might have written this informational text. Then, answer each question.

1. In my opinion, the author’s purpose for writing this informational text was _____

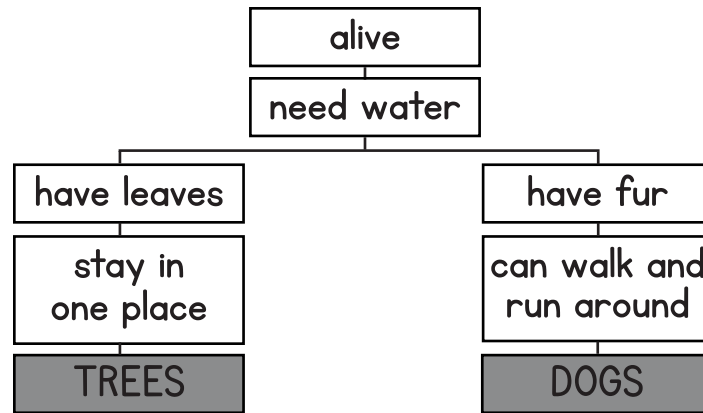
2. I think this because _____



Day 5

Think and Write

Look carefully at the facts written in this diagram about trees and dogs. Then, write about what trees and dogs have in common and what is different about them. Be sure to write in complete sentences.



Some things that are the same for both trees and dogs are _____

Some things that are different about trees and dogs are _____





Vowel Pattern Sort

Day 1 Words: make, diagram, chart, way, display, alike, example, snail, daisy

Day 2 Words: trait, alive, illustrate, write, overlap, snake, place, planet, scale

Day 3 Words: shape, slither, side, slide, layer, slime, travel, pace, indicate, page

Open Syllable V	Closed Syllable VC	Silent e Syllable VCe	Bossy-r Syllable Vr	Consonant-le Syllable C + le	Vowel Team Syllable VV	Irregular Pronunciations	
					Digraph Vowel Team		
					Other VV Spelling Patterns		